



Ball and Plug Valves

Catalog 4121-BV

January 2019

aerospace
climate control
electromechanical
filtration
fluid & gas handling
hydraulics
pneumatics
process control
sealing & shielding



ENGINEERING YOUR SUCCESS.

Two-Way B Series Ball Valves

Catalog 4121-BV

B

Introduction

Parker manually, pneumatically, and electrically actuated two-way B Series Ball Valves provide quick 1/4 turn on-off control of fluids utilized in process and instrumentation applications. A broad selection of valve body, seat, and seal materials provide a wide range of pressures and temperatures at which the valve may be used.

Features

- ▶ Free floating ball design provides seat wear compensation.
- ▶ Available in 316 stainless steel and brass construction. Monel® Alloy 400 and Hastelloy® C-276 construction available upon request.
- ▶ Micro-finished ball provides a positive seal.
- ▶ Straight through flow path for minimum pressure drop.
- ▶ Bi-directional flow.
- ▶ Wide variety of US Customary and SI ports.
- ▶ 90° actuation.
- ▶ Panel mountable.
- ▶ Adjustable PTFE stem seal can be maintained in-line.
- ▶ Handle indicates flow direction.
- ▶ Low operating torques.
- ▶ Positive handle stops.
- ▶ Color coded handles.
- ▶ Optional pneumatic and electric actuation.
- ▶ Optional live-loaded PTFE stem seals.
- ▶ Optional non-adjustable O-ring stem seals.
- ▶ Optional upstream and downstream drain models.
- ▶ Optional stainless steel and extended handles.

Specifications

Pressure Ratings:

Material	Pressure Rating	with PTFE Seats
316 Stainless Steel	6000 psig (414 bar)*	1500 psig (103 bar)
Brass	3000 psig (207 bar)	1500 psig (103 bar)
Monel® Alloy 400	3000 psig (207 bar)	1500 psig (103 bar)
Hastelloy® C-276	3000 psig (207 bar)	1500 psig (103 bar)

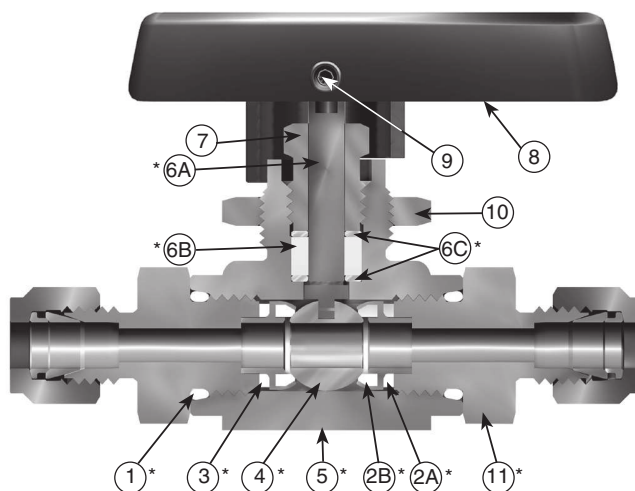
* B6 Series: 6000 psig rating or 4400 psig (303 bar) CWP
B8 Series: 6000 psig rating or 4000 psig (276 bar) CWP

Pressure Rating and Tubing Selection

For working pressures of A-LOK® and CPI™ tube connections, please see the Instrument Tubing Selection Guide (Bulletin 4200-TS), found in the Technical Section of the Parker Instrumentation Process Control Binder, or the Parker Instrument Fitting Installation Manual (Bulletin 4200-B4).

For working pressures of valves with external or internal pipe threads, please see Catalog 4260, Instrumentation Pipe Fittings.

Materials of Construction



Model Shown: 6A-B6LJ-SSP

Materials of Construction

Item #	Part Description	Stainless Steel	Brass
*1	Connector O-Ring	PTFE**	
*2A	Seat Retainer	ASTM A 276 Type 316	ASTM B 16 Alloy C36000
*2B	Seat	PTFE, PCTFE, PEEK	
*3	Retainer Seal	PTFE**	
*4	Ball	316 Stainless Steel	
*5	Body	ASTM A 351 Grade CF3M	ASTM B 283 Alloy C37700
*6A	Stem	ASTM A 276 Type 316	
*6B	Stem Seal	PTFE**	
*6C	Stem Washer	316 Stainless Steel	
7	Packing Nut	ASTM A 479 Type 316	ASTM B 453 Alloy C34000
8	Handle	Nylon 6/6	
9	Handle Set Screw	Stainless Steel	
10	Panel Nut	316 Stainless Steel	
*11	End Connector	ASTM A 479 Type 316	ASTM B 16 Alloy C36000

* Wetted Parts.

** Optional stem seal and body seal materials are described in the How to Order section.

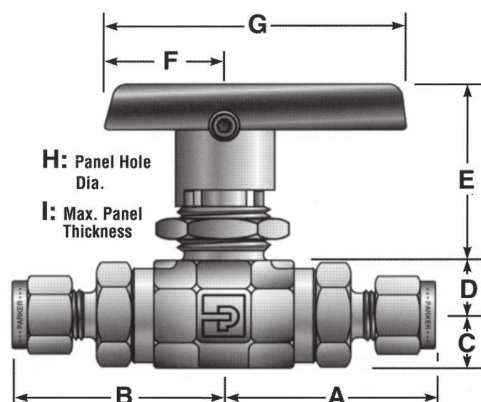
Lubrication: Perfluorinated Polyether.

Hastelloy® is a registered trademark of Haynes International.
Monel® Alloy 400 is a registered trademark of Special Metals Corporation.



Two-Way B Series Ball Valves

Dimensions & Flow Data



Model Shown:
4A-B6LJ-SSP

Port Size	Basic Part #	Flow Data				End Connections		Dimensions Inches (mm)								
		Orifice		Cv	X _T *	Port 1	Port 2	A†	B†	C	D	E	F	G	H	I
1A	B2L	0.052	1.3	0.06	0.45	1/16" A-LOK®		1.30	1.30	0.33 (8.4)	0.33 (8.4)	0.94 (23.9)	0.75 (19.1)	1.88 (47.8)	0.58 (14.7)	0.13 (3.3)
1Z						1/16" CPI™		(33.0)	(33.0)							
2A		0.093	2.4	0.21	0.47	1/8" A-LOK®		1.36	1.36							
2Z						1/8" CPI™		(34.5)	(34.5)							
2F		0.165	4.2	0.93	0.43	1/8" Female NPT		1.07	1.07							
								(27.2)	(27.2)							
2M		0.165	4.2	0.93	0.43	1/8" Male NPT		1.18	1.18							
								(30.0)	(30.0)							
4A	B6L	0.165	4.2	0.93	0.43	1/4" A-LOK®		1.48	1.48	0.42 (10.7)	0.47 (11.9)	1.53 (38.9)	1.00 (25.4)	2.50 (63.5)	0.77 (19.6)	0.25 (6.4)
4Z						1/4" CPI™		(37.6)	(37.6)							
4M		0.165	4.2	0.93	0.43	1/4" Male NPT		1.35	1.35							
								(34.3)	(34.3)							
M3A		0.086	2.2	0.18	0.44	3mm A-LOK®		1.37	1.37							
M3Z						3mm CPI™		(34.8)	(34.8)							
4A		0.187	4.7	1.04	0.42	1/4" A-LOK®		1.74	1.74							
4Z						1/4" CPI™		(44.2)	(44.2)							
4F	B8L	0.250	6.4	2.34	0.29	1/4" Female NPT		1.51	1.51	0.69 (17.5)	0.70 (17.8)	1.74 (44.2)	1.50 (38.1)	4.00 (101.6)	0.90 (22.9)	0.38 (9.7)
								(38.4)	(38.4)							
4M		0.250	6.4	2.34	0.29	1/4" Male NPT		1.62	1.62							
								(41.1)	(41.1)							
4V		0.188	4.8	1.04	0.42	1/4" VacuSeal		1.75	1.75							
								(44.5)	(44.5)							
6A		0.250	6.4	2.34	0.29	3/8" A-LOK®		1.80	1.80							
6Z						3/8" CPI™		(45.7)	(45.7)							
6M		0.250	6.4	2.34	0.29	3/8" Male NPT		1.62	1.62							
								(41.1)	(41.1)							
M6A		0.187	4.7	1.04	0.42	6mm A-LOK®		1.75	1.75							
M6Z						6mm CPI™		(44.5)	(44.5)							
M8A		0.250	6.4	2.34	0.42	8mm A-LOK®		1.78	1.78							
M8Z						8mm CPI™		(45.2)	(45.2)							
M10A	B12L	0.250	6.4	2.34	0.42	10mm A-LOK®		1.81	1.81	0.69 (17.5)	0.70 (17.8)	1.74 (44.2)	1.50 (38.1)	4.00 (101.6)	0.90 (22.9)	0.38 (9.7)
M10Z						10mm CPI™		(46.0)	(46.0)							
6F		0.406	10.3	6.42	0.37	3/8" Female NPT		1.95	1.95							
								(49.5)	(49.5)							
8F		0.406	10.3	6.42	0.37	1/2" Female NPT		2.15	2.15							
								(54.6)	(54.6)							
8A		0.406	10.3	6.42	0.37	1/2" A-LOK®		2.34	2.34							
8Z						1/2" CPI™		(59.4)	(59.4)							
8M		0.406	10.3	6.42	0.37	1/2" Male NPT		2.22	2.22							
								(56.4)	(56.4)							
8V	B16L	0.406	10.3	6.42	0.37	1/2" VacuSeal		2.21	2.21	0.69 (17.5)	0.70 (17.8)	1.74 (44.2)	1.50 (38.1)	4.00 (101.6)	0.90 (22.9)	0.38 (9.7)
								(56.1)	(56.1)							
12A		0.406	10.3	6.42	0.37	3/4" A-LOK®		2.33	2.33							
12Z						3/4" CPI™		(59.2)	(59.2)							
12F		0.406	10.3	6.42	0.37	3/4" Female NPT		2.25	2.25							
								(57.1)	(57.1)							
M12A		0.375	9.5	5.57	0.37	12mm A-LOK®		2.33	2.33							
M12Z						12mm CPI™		(59.2)	(59.2)							
M16A	B20L	0.406	10.3	6.42	0.37	16mm A-LOK®		2.33	2.33	0.69 (17.5)	0.70 (17.8)	1.74 (44.2)	1.50 (38.1)	4.00 (101.6)	0.90 (22.9)	0.38 (9.7)
M16Z						16mm CPI™		(59.2)	(59.2)							

* Tested in accordance with ISA S75.02. Gas flow will be choked when $P_1 - P_2 / P_1 = x_T$.

† For CPI™ and A-LOK®, dimensions are measured with nuts in the finger tight position

Dimensions in inches/millimeters are for reference only, subject to change.

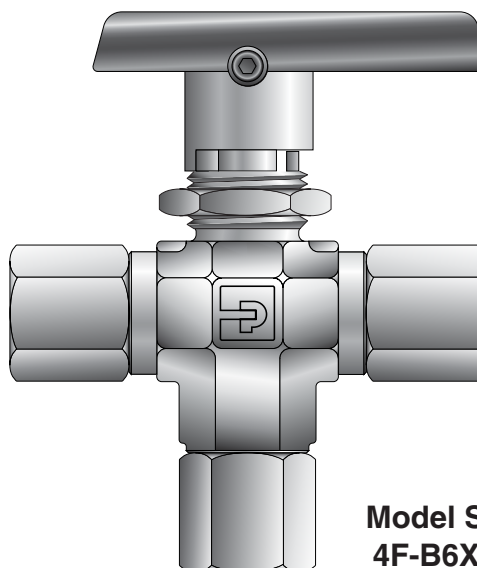
B

Introduction

Parker manually, pneumatically, and electrically actuated three-way B Series Ball Valves may be used as diverting or selecting valves for fluids utilized in process and instrumentation applications. The standard three-way diverter valve is designed to accept media through the bottom port and direct it out of two outlet ports. When equipped with spring-loaded seats, the three-way valve may be used as a selector valve, alternately accepting media from either of two inlet sources (side ports) and directing it through a single outlet (bottom port).

Features

- ▶ Available in 316 stainless steel and brass construction. Monel® Alloy 400 and Hastelloy® C-276 construction available for Diverter Valves upon request.
- ▶ Micro-finished ball provides a positive seal.
- ▶ Wide variety of US Customary and SI ports.
- ▶ 180 degree actuation.
- ▶ Panel mountable.
- ▶ Adjustable PTFE stem seal can be maintained in-line.
- ▶ Handle indicates flow direction.
- ▶ Low operating torques.
- ▶ Positive handle stops.
- ▶ Color coded handles.
- ▶ Optional pneumatic and electric actuation.
- ▶ Optional live-loaded PTFE stem seals.
- ▶ Optional non-adjustable O-ring stem seals.
- ▶ Optional stainless steel and extended handles.



Model Shown:
4F-B6XJ2-BP

Diverter Valve Specifications

Pressure Ratings with bottom port as inlet:

Material	Pressure Rating	with PTFE Seats
316 Stainless Steel	6000 psig (414 bar)*	1500 psig (103 bar)
Brass	3000 psig (207 bar)	1500 psig (103 bar)
Monel® Alloy 400	3000 psig (207 bar)	1500 psig (103 bar)
Hastelloy® C-276	4000 psig (276 bar)	1500 psig (103 bar)

* B6 Series: 6000 psig rating or 4400 psig (303 bar) CWP
B8 Series: 6000 psig rating or 4000 psig (276 bar) CWP

Pressure Rating and Tubing Selection

For working pressures of A-LOK® and CPI™ tube connections,

Pressure Rating with side ports as inlet:

150 psig (10 bar)

Selector Valve Specifications

(Spring Loaded – B6 and B8 models only)

Pressure Rating with bottom port as inlet:

316 Stainless Steel..... 6000 psig (414 bar) CWP*
Brass3000 psig (207 bar) CWP

Pressure Rating with side ports as inlet:

316 Stainless Steel and Brass....3000 psig (207 bar) CWP

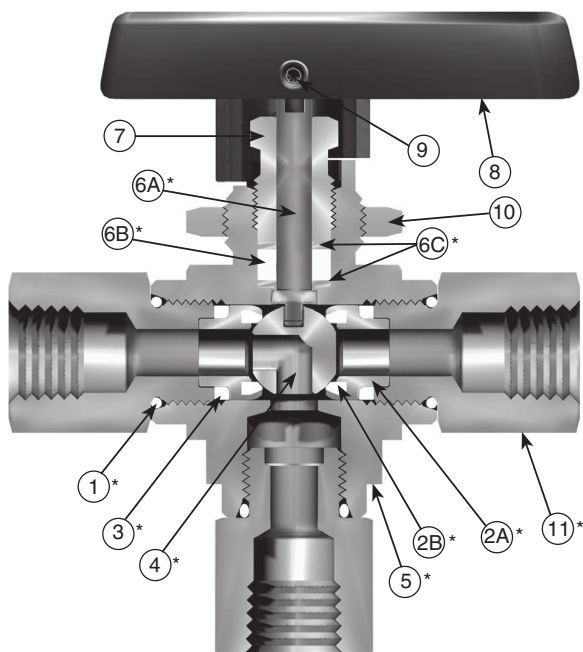
Pressure Rating and Tubing Selection

For working pressures of A-LOK® and CPI™ tube connections, please see the Instrument Tubing Selection Guide (Bulletin 4200-TS), found in the Technical Section of the Parker Instrumentation Process Control Binder, or the Parker Instrument Fitting Installation Manual (Bulletin 4200-B4).

For working pressures of valves with external or internal pipe threads, please see Catalog 4260, Instrumentation Pipe Fittings.

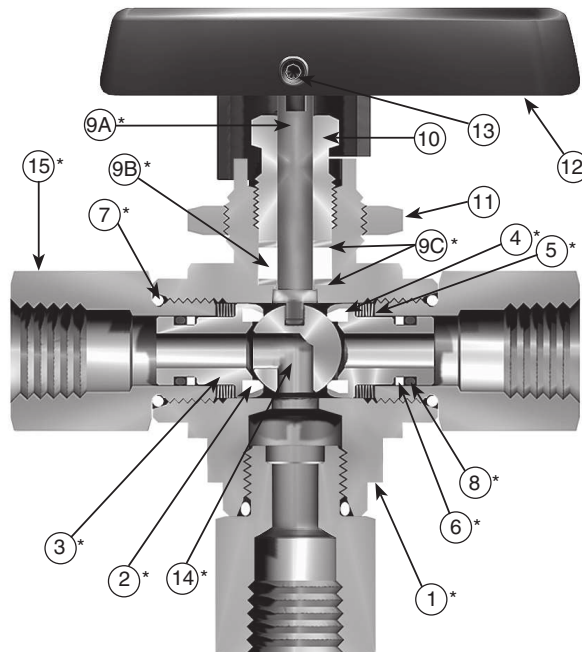
Three-Way B Series Ball Valves

Diverter Valve



Model Shown: 4F-B6XJ-SSP

Selector Valve



Model Shown: 4F-B6XS2-SSP

Materials of Construction

Item #	Part Description	Stainless Steel	Brass
*1	Connector O-Ring	PTFE**	
*2A	Seat Retainer	ASTM A 276 Type 316	ASTM B 16 Alloy C36000
*2B	Seat	PTFE, PCTFE, PEEK	
*3	Retainer Seal	PTFE**	
*4	Ball	316 Stainless Steel	
*5	Body	ASTM A 351 Grade CF3M	ASTM B 283 Alloy C37700
*6A	Stem	ASTM A 276 Type 316	
*6B	Stem Seal	PTFE**	
*6C	Stem Washer	316 Stainless Steel	
7	Packing Nut	ASTM A 479 Type 316	ASTM B 453 Alloy C34000
8	Handle	Nylon 6/6	
9	Handle Set Screw	Stainless Steel	
10	Panel Nut	316 Stainless Steel	
*11	End Connector	ASTM A 479 Type 316	ASTM B 16 Alloy C36000

* Wetted Parts.

** Optional stem seal and body seal materials are described in the How to Order section.

Lubrication: Perfluorinated Polyether.

Materials of Construction

Item #	Part Description	Stainless Steel	Brass
1	Body	ASTM A 351 Grade CF3M	ASTM B 283 Alloy C37700
*2	Seat	PTFE, PEEK	
*3	Seat Retainer	ASTM A 276 Type 316	
4	Spring	Stainless Steel	
*5	Seat Retainer Washer	316 Stainless Steel	
*6	Back-up Ring	PTFE	
*7	Connector O-Ring	PTFE**	
*8	Seat Retainer O-Ring	Fluorocarbon Rubber**	
*9A	Stem	ASTM A 276 Type 316	
9B	Stem Seal	PTFE	
*9C	Stem Washer	316 Stainless Steel***	
10	Packing Nut	ASTM A 479 Type 316	ASTM B 453 Alloy C34000
11	Panel Nut	316 Stainless Steel	
12	Handle	Nylon 6/6	
13	Handle Set Screw	Stainless Steel	
*14	Ball	316 Stainless Steel	
*15	End Connector	ASTM A 479 Type 316	ASTM B 16 Alloy C36000

* Wetted Parts.

** Optional stem seal and body seal materials are described in the How to Order section.

Lubrication: Perfluorinated Polyether.

***The lower stem washer material is PEEK for B8 Selector Valves.

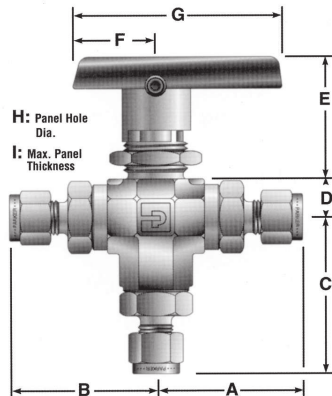
Lubrication: Perfluorinated polyether.

Three-Way B Series Ball Valves

Catalog 4121-BV

Dimensions & Flow Data

B



**Model Shown:
4Z-B6XSPKR-V-SSP**

Port Size	Basic Part #	Flow Data				End Connections	Dimensions Inches (mm)											
		Orifice		Cv	X _T *		Port 1	Port 2	Port 3	A†	B†	C	D	E	F	G	H	I
		Inch	mm															
1A	B2X	0.052	1.3	0.06	0.56	1/16" A-LOK®			1.30	1.30	1.39	0.33 (8.4)	0.94 (23.9)	0.75 (19.1)	1.88 (47.8)	0.58 (14.7)	0.13 (3.3)	
1Z						1/16" CPI™			(33.0)	(33.0)	(35.3)							
2A		0.093	2.4	0.21	0.64	1/8" A-LOK®			1.36	1.36	1.45							
2Z						1/8" CPI™			(34.5)	(34.5)	(36.8)							
2F		0.165	4.2	0.63	0.59	1/8" Female NPT			1.07 (27.2)	1.07 (27.2)	1.15 (29.2)							
2M						1/8" Male NPT			1.18 (30.0)	1.18 (30.0)	1.26 (32.0)							
4A		0.165	4.2	0.63	0.59	1/4" A-LOK®			1.48	1.48	1.56							
4Z						1/4" CPI™			(37.6)	(37.6)	(39.6)							
4M		0.165	4.2	0.63	0.59	1/4" Male NPT			1.35 (34.3)	1.35 (34.3)	1.43 (36.3)							
M3A						3mm A-LOK®			1.37	1.37	1.45							
M3Z	0.086	2.2	0.18	0.63	3mm CPI™			(34.8)	(34.8)	(36.8)								
4A					1/4" A-LOK®			1.74	1.74	1.88								
4Z	B6X	0.187	4.7	0.70	0.69	1/4" CPI™			(44.2)	(44.2)	(47.8)							
4F						1/4" Female NPT			1.51 (38.4)	1.51 (38.4)	1.65 (41.9)							
4M		0.196	5.0	0.87	0.74	1/4" Male NPT			1.62 (41.1)	1.62 (41.1)	1.76 (44.7)							
4V						1/4" VacuSeal			1.75 (35.1)	1.75 (35.1)	1.89 (37.1)							
6A		0.196	5.0	0.87	0.74	3/8" A-LOK®			1.80	1.80	1.94							
6Z						3/8" CPI™			(45.7)	(45.7)	(49.3)							
6M		0.196	5.0	0.87	0.74	3/8" Male NPT			1.62 (41.1)	1.62 (41.1)	1.76 (44.7)							
M6A						6mm A-LOK®			1.75	1.75	1.88							
M6Z		0.187	4.7	0.70	0.69	6mm CPI™			(44.5)	(44.5)	(47.8)							
M8A						8mm A-LOK®			1.78	1.78	1.91							
M8Z	0.196	5.0	0.87	0.74	8mm CPI™			(45.2)	(45.2)	(48.5)								
M10A					10mm A-LOK®			1.81	1.81	1.95								
M10Z	0.196	5.0	0.87	0.74	10mm CPI™			(46.0)	(46.0)	(49.5)								
6F					B8X	0.406	10.3	3.62	0.64	3/8" Female NPT			1.95 (49.5)	1.95 (49.5)	2.29 (58.2)			
8A	1/2" A-LOK®			2.34						2.34	2.68							
8Z	0.406	10.3	3.62	0.64		1/2" CPI™			(59.4)	(59.4)	(68.1)							
8F						1/2" Female NPT			2.15 (54.6)	2.15 (54.6)	2.49 (63.2)							
8M	0.406	10.3	3.62	0.64		1/2" Male NPT			2.22 (56.4)	2.22 (56.4)	2.59 (65.8)							
8V						1/2" VacuSeal			2.21 (56.1)	2.21 (56.1)	2.55 (65.0)							
12A	0.406	10.3	3.62	0.64		3/4" A-LOK®			2.33	2.33	2.68							
12Z						3/4" CPI™			(59.2)	(59.2)	(68.1)							
12F	0.406	10.3	6.42	0.37		3/4" Female NPT			2.25 (57.1)	2.25 (57.1)	2.59 (65.8)							
M12A						12mm A-LOK®			2.33	2.33	2.67							
M12Z	0.375	9.5	3.46	0.62	12mm CPI™			(59.2)	(59.2)	(67.8)								
M16A					16mm A-LOK®			2.33	2.33	2.67								
M16Z	0.406	10.3	3.62	0.64	16mm CPI™			(56.9)	(56.9)	(65.5)								

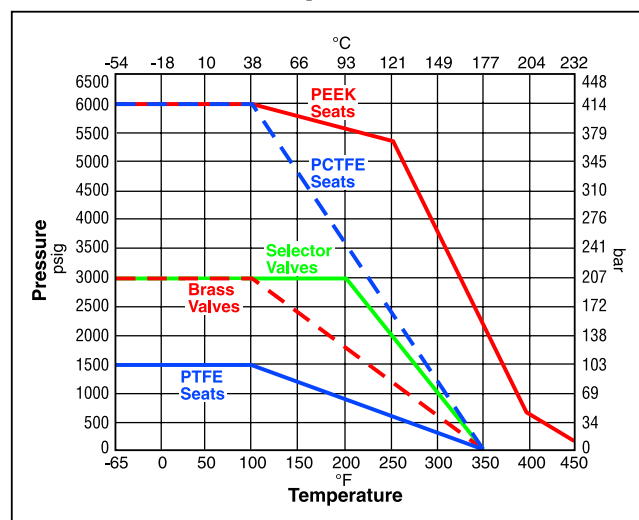
* Tested in accordance with ISA S75.02. Gas flow will be choked when $P_1 - P_2 / P_1 = x_T$.

† For CPI™ and A-LOK®, dimensions are measured with nuts in the finger tight position

Dimensions in inches/millimeters are for reference only, subject to change.



Pressure vs. Temperature



Note: To determine MPa, multiply bar by 0.1

Note: This Pressure versus Temperature chart reflects the maximum temperature range of indicated materials.

When combining seat and seal materials, the most restrictive temperature rating of the seats or seals becomes the limiting factor on valve temperature range.

Elastomeric stem packing and seals are recommended if the application subjects the valve to thermal cycling.

Please see pages 2 and 4 for maximum pressure ratings.

Temperature Ratings:

PTFE -65°F to 350°F (-54°C to 177°C)
 PCTFE -65°F to 350°F (-54°C to 177°C)
 PEEK -65°F to 450°F (-54°C to 232°C)
 Nitrile Rubber -40°F to 250°F (-40°C to 121°C)
 Fluorocarbon Rubber -15°F to 450°F (-26°C to 232°C)
 Ethylene Propylene Rubber -65°F to 300°F (-54°C to 149°C)
 Highly Fluorinated
 Fluorocarbon Rubber -15°F to 200°F (-26°C to 93°C)

Flow Calculations with 1000 psig (69 bar) Inlet Pressure

Two-Way

Valve Series	Max. Cv	Pressure Drop ΔP		Water @ 60°F (16°C)		Air @ 60°F (16°C)	
		psig	bar	gpm	m³/hr	scfm	m³/hr
B2L	0.93	10	0.7	2.9	0.7	92.4	156.2
		50	3.5	6.6	1.5	200.3	338.3
		100	6.9	9.3	2.1	272.0	458.9
B6L	2.34	10	0.7	7.4	1.7	231.7	391.5
		50	3.5	16.5	3.8	494.2	834.7
		100	6.9	23.4	5.3	657.0	1107.9
B8L	6.42	10	0.7	20.3	4.6	637.1	1076.8
		50	3.5	45.4	10.3	1373.6	2320.3
		100	6.9	64.2	14.6	1852.3	3124.8

Three-Way

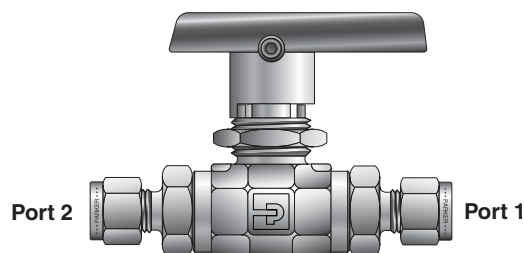
Valve Series	Max. Cv	Pressure Drop ΔP		Water @ 60°F (16°C)		Air @ 60°F (16°C)	
		psig	bar	gpm	m³/hr	scfm	m³/hr
B2X	0.63	10	0.7	2.0	0.5	62.7	106.0
		50	3.5	4.5	1.0	137.1	231.7
		100	6.9	6.3	1.4	188.4	317.9
B6X	0.87	10	0.7	2.8	0.6	86.7	146.6
		50	3.5	6.2	1.4	190.5	321.8
		100	6.9	8.7	2.0	263.2	444.4
B8X	3.62	10	0.7	11.5	2.6	360.6	609.5
		50	3.5	25.6	5.9	789.7	1343.5
		100	6.9	36.2	8.2	1087.4	1836.6

B Series Ball Valves

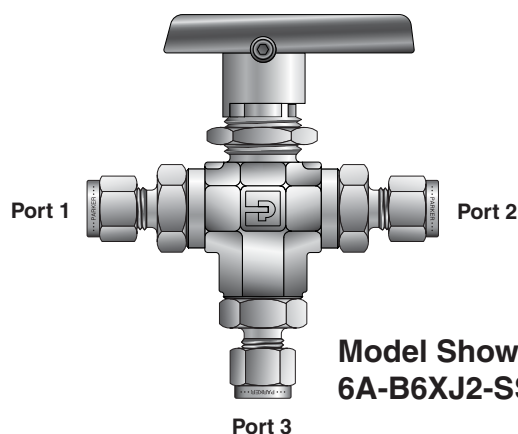
Catalog 4121-BV

How to Order

B



Model Shown: 6A-B6LJ2-SSP



Model Shown: 6A-B6XJ2-SSP

Port 1 Port 2 Port 3			Valve Series Seat Material		Seal Material	Body Material
Ports 1, 2 and 3			Valve Series	Seat Material	Seal Material	Body Material
1A	1/16" A-LOK®		B2L	J PTFE	(Blank) PTFE	SSP 316 Stainless Steel
1Z	1/16" CPI™		B2X	J2 PCTFE	V Fluorocarbon Rubber	BP Brass
2A	1/8" A-LOK®				EPR Ethylene Propylene Rubber	MP Monel® Alloy 400
2Z	1/8" CPI™				BN Nitrile Rubber	HCP Hastelloy® C-276
2F	1/8" Female NPT				KZ Highly Fluorinated Fluorocarbon Rubber	
2M	1/8" Male NPT				LT Live-Loaded PTFE Packing with PTFE Seals	
4A	1/4" A-LOK®				VLT Live-Loaded PTFE Packing with Fluorocarbon Rubber Seals	
4Z	1/4" CPI™				EPRLT Live-Loaded PTFE Packing with Ethylene Propylene Rubber Seals	
4M	1/4" Male NPT				BNLT Live-Loaded PTFE Packing with Nitrile Rubber Seals	
M3A	3mm A-LOK				KZLT Live-Loaded PTFE Packing with Highly Fluorinated Fluorocarbon Rubber Seals	
M3Z	3mm CPI™					
4A	1/4" A-LOK®		B6L	J PTFE		
4Z	1/4" CPI™		B6X	J2 PCTFE		
4F	1/4" Female NPT			S2 Spring-Loaded PCTFE		
4M	1/4" Male NPT			PKR PTFE Lubricated PEEK		
4V	1/4" VacuSeal			SPKR Spring-Loaded PTFE Lubricated PEEK		
6A	3/8" A-LOK®					
6Z	3/8" CPI™					
6M	3/8" Male NPT					
M6A	6mm A-LOK®					
M6Z	6mm CPI™					
M8A	8mm A-LOK®					
M8Z	8mm CPI™					
M10A	10mm A-LOK®					
M10Z	10mm CPI™					
6F	3/8" Female NPT		B8L	J PTFE		
8A	1/2" A-LOK®		B8X	J2 PCTFE		
8Z	1/2" CPI™			S2 Spring-Loaded PCTFE		
8F	1/2" Female NPT			PKR PTFE Lubricated PEEK		
8M	1/2" Male NPT			SPKR Spring-Loaded PTFE Lubricated PEEK		
8V	1/2" VacuSeal					
12Z	3/4" CPI™					
12F	3/4" Female NPT					
M12A	12mm A-LOK®					
M12Z	12mm CPI™					
M16A	16mm A-LOK®					
M16Z	16mm CPI™					

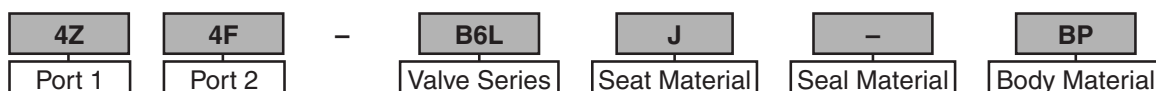
Notes:
 1. Panel Mounting Nut supplied with each valve. Various port combinations are available.
 2. See How to order.
 3. VacuSeal is not available in Brass.
 4. 12F (3/4" Female NPT) not panel mountable.

See examples on page 9. See pages 10 and 11 for information about How to Order Options and Maintenance Kits.

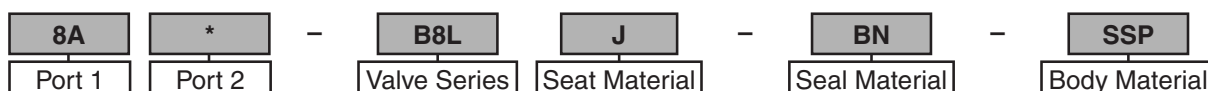


How to Order (Continued)

Examples: Two-Way Valves

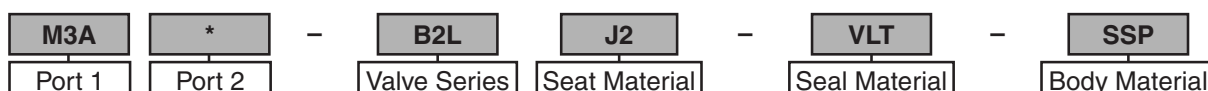


Describes a B6L ball valve with a 1/4" CPI™ end connection for port 1 and a 1/4" female NPT end connection for port 2, PTFE seats, PTFE stem and body seals, brass construction, with a panel mounting nut.



Describes a B8L ball valve with a 1/2" A-LOK® end connections for ports 1 and 2, PTFE seats, Nitrile rubber stem and body seals, stainless steel construction, with a panel mounting nut.

* **Note:** If ports 1 and 2 are the same, eliminate the port 2 designator.



Describes a B2L ball valve with 3mm A-LOK® end connections for ports 1 and 2, PCTFE seats, fluorocarbon rubber body seals, PCTFE packing, stainless steel construction, with a panel mounting nut.

* **Note:** If ports 1 and 2 are the same, eliminate the port 2 designator.

Examples: Three-Way Diverter Valves



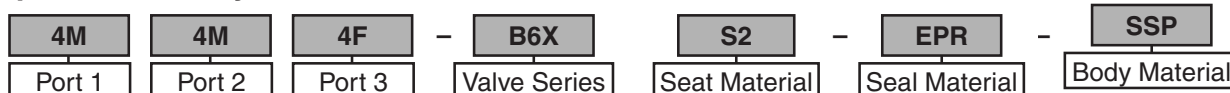
Describes a B6X ball valve with 1/4" CPI™ end connections for side ports 1 and 2, 1/4" female NPT end connection for bottom port 3, PCTFE seats, fluorocarbon rubber stem and body seals, brass construction, and a panel mounting nut.



Describes a B2X ball valve with 1/8" CPI™ end connections for ports 1, 2, and 3, PTFE seats, PTFE stem and body seals, stainless steel construction, and a panel mounting nut.

* **Note:** If ports 1, 2, and 3 are the same, eliminate the port 2 and port 3 designators.

Examples: Three-Way Selector Valves



Describes a B6X ball valve with 1/4" male NPT end connections for side ports 1 and 2, 1/4" female NPT end connection for bottom port 3, spring-loaded PCTFE seats, ethylene propylene rubber stem and body seals, stainless steel construction, and a panel mounting nut.




Describes a B8X ball valve with 1/2" A-LOK® end connections for ports 1, 2, and 3, spring-loaded PCTFE seats, Nitrile rubber body seals, live loaded PTFE packing, stainless steel construction, and a panel mounting nut.

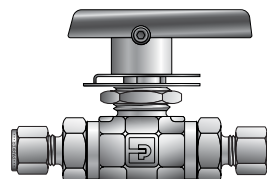
* **Note:** If ports 1, 2, and 3 are the same, eliminate the port 2 and port 3 designators.

Options

B

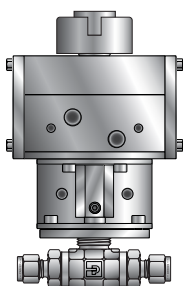


Round Handle




Lock-Out Handle


Actuator Options



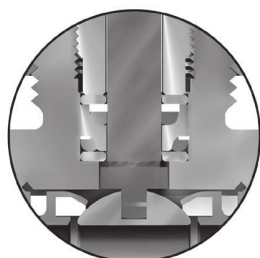
Double Acting (61AD)
Pneumatic Actuator



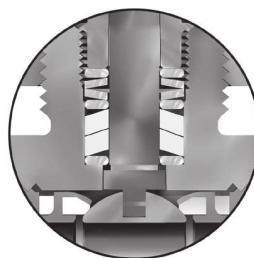
Spring Returns (61AC & AO)
Pneumatic Actuator



70, 80 & 90 Series
Electric Actuator



O-Ring Stem Seals



Live-Loaded Stem Seals

Two-Way Valve Upstream and Downstream Drain Options

For draining upstream or downstream media on two-way valves at pressures below 150 psig (10 bar), add the suffix **-VBU** (Vented Ball Upstream) or **-VBD** (Vented Ball Downstream). Example: 4Z-B6LJ-SSP-VBU. This option is also suitable to vent the ball cavity in vacuum applications. For pressures up to 3,000 psig (207 bar), select **S2** or **SPKR** spring-loaded seats and add the suffix **-VBU** (Vented Ball Upstream) or **-VBD** (Vented Ball Downstream). Example: 4Z-B6LS2-SSP-VBU

Note: VBD and VBU are ball cavity vents only.

How to Order Options

Examples

Pneumatic Actuators: For detailed actuator information, refer to the Pneumatic Actuators section of this catalog. For factory assembly, add the actuator part number as the suffix to the valve part number. For field installation, specify the actuator desired. The appropriate mounting hardware may be obtained by adding the valve series and actuator size to the prefix **MK-**.

2F-B2XJ2-V-SSP-**61ACX-2**
61ACX-2
MK-B2X-61

Electric Actuators: For detailed actuator information refer to the Electric Actuators section of this catalog. For factory assembly, add the actuator part number as the suffix to the valve part number. For field installation, specify the actuator desired. The appropriate mounting hardware may be obtained by adding the valve series and actuator series to the prefix **MK-**.

8A-B8LPKR-BN-SS-**71A**
71A
MK-B8L-70

Oxygen Cleaning: Add the suffix **-C3** to the end of the part number to receive valves cleaned and assembled for oxygen service in accordance with Parker Specification ES8003.

4A-B6LJ-EPR-SSP-**C3**

How to Order Maintenance Kits

Lock-Out Devices:

For field installation, simply substitute the correct valve series number after LD.

LD-B8L

Metal Oval Handles: **NOTE:** Not available in size 2.

B8-OVAL-SS-HANDLE-ASSY

Colored Round Handle Kits: Series-Handle-Color. (Example consists of a green handle and handle screw.)

B6-RD-HANDLE-GREEN

NOTE: Round handles are not recommended for B8 valves with PEEK seats.

Stainless Steel Handle Kits: Series-Handle-SS. (Example consists of a stainless steel handle and handle screw.)

B8-HANDLE-SS

Colored Lever Handle Kits: Series-Handle-Color. Black is standard. B = Blue, G = Green, R = Red (Example consists of a red handle and handle screw.)

B6-HANDLE-RED

Two-way Valve Seal Kits:

PTFE Stem Seal Kits: Kit-Valve Series and Seat Material-Body Material.

KIT-B2LJ-SS

(Consists of one PTFE stem seal, two stem seal washers, two encapsulated PTFE ball seats, two end connector PTFE seals, one assembly mandrel, maintenance instructions.)

Elastomeric Stem Seal Kits: Kit-Valve Series and Seat Material-Elastomer Material-Body Material.

KIT-B2LJ2-BN-SS

(Consists of two stem seal Nitrile rubber O-rings, two PTFE back-up rings, two stem seal washers, two encapsulated PCTFE ball seats, two end connector Nitrile rubber O-ring seals, two seat retainer Nitrile rubber O-ring seals, stem glands and maintenance instructions.)

Diverter Valve Seal Kits:

PTFE Stem Seal Kits: Kit-Valve Series and Seat Material-Body Material.

KIT-B6XPKR-SS

(Consists of one PTFE stem seal, two stem seal washers, two encapsulated PEEK ball seats, three end connector PTFE seals, one assembly mandrel, maintenance instructions.)

Elastomeric Stem Seal Kits: Kit-Valve Series and Seat Material-Elastomer-Body Material.

KIT-B6XJ-V-SS

(Consists of two stem seal fluorocarbon rubber O-rings, two PTFE back-up rings, two stem seal washers, two encapsulated PTFE ball seats, three end connector fluorocarbon rubber O-ring seals, two seat retainer fluorocarbon rubber O-ring seals, stem glands and maintenance instructions.)

Selector Valve Seal Kits:

PTFE Stem Seal Kits: Kit-Valve Series and Seat Material.

KIT-B6XS2-SS

(Consists of one PTFE stem seal, two stem seal washers, two encapsulated spring-loaded PCTFE ball seats, two seat retainer fluorocarbon rubber O-rings, three end connector PTFE seals, one assembly mandrel, maintenance instructions.)

Elastomeric Stem Seal Kits: Kit-Valve Series and Seat Material-Elastomer.

KIT-B6XSPKR-V-SS

(Consists of two stem seal fluorocarbon rubber O-rings, two PTFE back-up rings, two stem seal washers, two encapsulated spring-loaded PEEK ball seat assemblies, three end connector fluorocarbon O-ring seals, two seat retainer fluorocarbon rubber O-rings, stem glands and maintenance instructions.)

Live-loaded Seal Kits:

Kit-Valve Series and Seat Material-Seal Material-Body Material.

KIT-B6LJ2-BNLT-SS

(Consists of one live-loaded PTFE stem packing, two packing springs (B8 series valves have four springs), three packing washers, two PCTFE encapsulated ball seats, two Nitrile rubber end connector O-ring seals, two Nitrile rubber seat retainer O-ring seals, maintenance instructions.)