


Ball Valve to DIN Standard



Ball Valves to DIN Standard

SBVD 370 Series

Features

- Pressure rating : 7200psig (500bar)
- Temperature rating : -20°C to 100°C with POM and NBR standard.
- Compact design with max orifice.
- Conforms to DIN standard.
- Each and every valves are tested at the factory.



Materials of Construction

Component	Body Material			
	316 Stainless Steel		Carbon Steel	
	ASTM	DIN	ASTM	DIN
*Body	A479 / SS316	17440 / 1.4571	A108 / 12L14	1651 / 9SMn28K
*End Connector				
*Stem				
*Ball	316 Stainless Steel			
*Ball Seals	POM-MoS ₂ (Standard)			
Stem & Connector Seals	NBR (Standard)			
Handle	316 Stainless Steel		Carbon Steel	
Locking Device	Stainless Steel			

* Wetted components

Temperature Rating

Stem and Connector Seals

Materials	Temperature Rating
NBR	-30°C to 100°C
Viton	-25°C to 200°C
EPDM	-50°C to 130°C

Ball Seals

Materials	Temperature Rating
POM - MoS ₂	-30°C to 100°C
PTFE	-54°C to 232°C

- Components can limit the pressure and temperature ranges of the valve. Please consult BMT (SUPERLOK) sales representative for your specific application.

Specifications

Locking Device

- is available as option

Indicator on Washer

- allows easy identification of flow direction

Stem & Connector Seals

- include NBR (standard), viton and EPDM(optional)

Orifice

- is maximized for minimal pressure drop
- ranges from DN 4 to DN 25.
- is available up to DN 80 upon request

Ball Seats

- are available in POM-MoS2 (standard) and PTFE (optional).

Handle

- is available in cast stainless steel (standard) and zinc plated carbon steel (optional).

Variety of End Connections

- include DIN 2353 "L" & "S" series Male & Female DIN/ISO/BSP and NPT.

Body Construction

- is machined from bar stock
- is available in stainless steel and zinc plated carbon steel.

Floating Ball

- is machined from bar stock
- is available in stainless steel and hard chrome plated carbon steel.

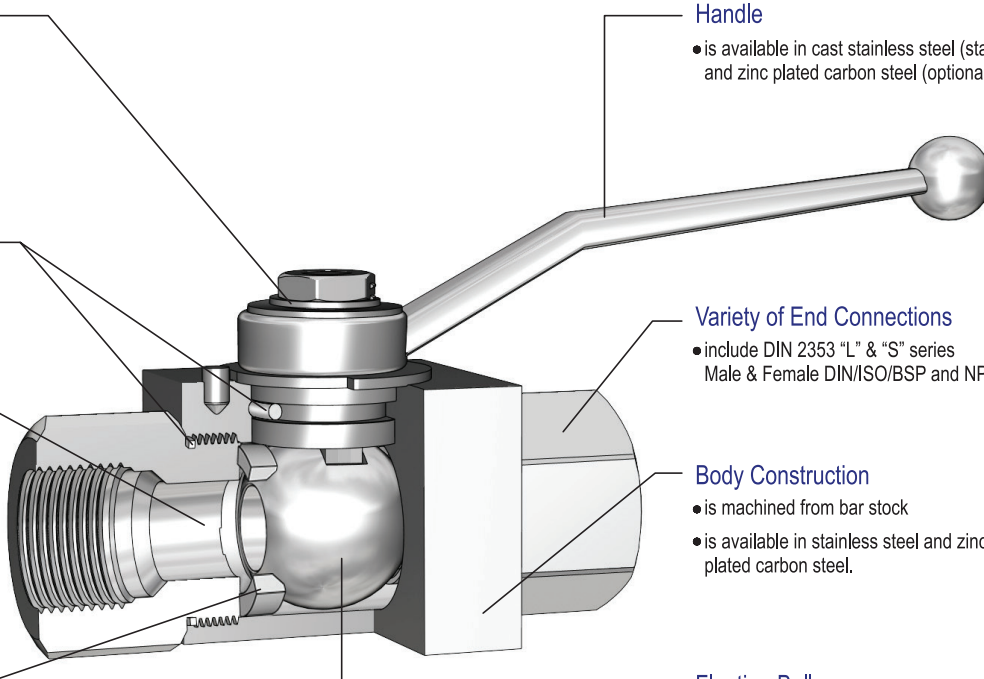


Table of Dimensions

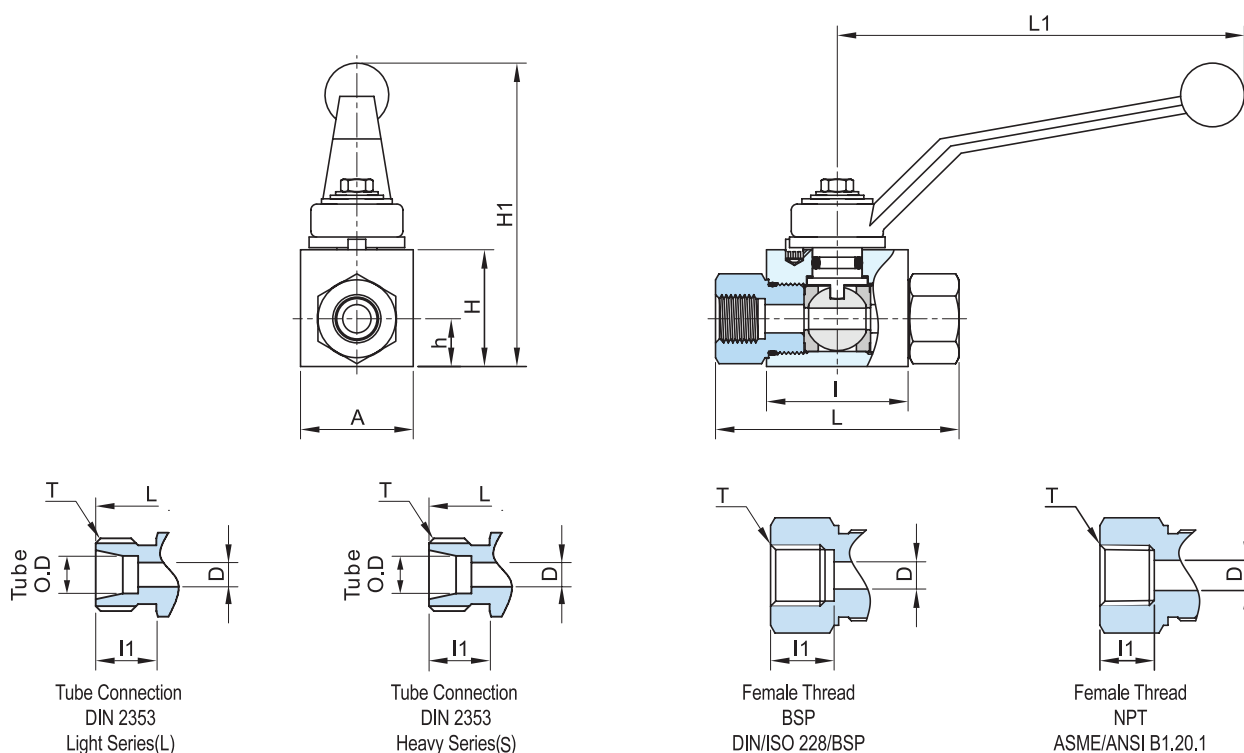


Table of Dimensions

DIN 2353 Light Series (L)

Part No.		Tube O.D.	Max Orifice D	*PB	A	H	H1	h	I	I1	L	L1	Thread T
SBVD3701	D-06L	6	4	315	26	33	83	13.5	40	10	73	115	M12xP1.5
	D-08L	8	6	315	26	33	83	13.5	40	10	73	115	M14xP1.5
SBVD3702	D-10L	10	8	315	32	40	88	17.5	45	11	87	115	M16xP1.5
	D-12L	12	10	315	32	40	88	17.5	45	11	87	115	M18xP1.5
SBVD3703	D-15L	15	12	315	40	46	96	19.0	51	12	91	160	M22xP1.5
	D-18L	18	15	315	40	46	96	19.0	51	12	91	160	M26xP1.5
SBVD3704	D-22L	22	20	160	55	57	112	24.5	60	14	105	200	M30xP2.0
	D-28L	28	25	160	58	65	120	29.5	70	14	118	200	M36xP2.0
SBVD3705	D-35L	35	32	160	76	86	150	40.5	80	16	145	250	M45xP2.0
	D-42L	42	38	160	100	103	170	50.0	85	16	150	250	M52xP2.0

DIN 2353 Heavy Series (S)

Part No.		Tube O.D.	Max Orifice D	*PB	A	H	H1	h	I	I1	L	L1	Thread T
SBVD3701	D-08S	8	4	500	26	33	83	13.5	40	12	76	115	M16xP1.5
	D-10S	10	6	500	26	33	83	13.5	40	12	76	115	M18xP1.5
SBVD3702	D-12S	12	8	500	32	40	88	17.5	45	12	89	115	M20xP1.5
	D-14S	14	10	500	32	40	88	17.5	45	14	93	115	M22xP1.5
SBVD3703	D-16S	16	12	400	40	46	96	19.0	51	14	96	160	M24xP1.5
	D-20S	20	15	400	40	46	96	19.0	51	16	100	160	M30xP2.0
SBVD3704	D-25S	25	20	315	55	57	112	24.5	60	18	113	200	M36xP2.0
	D-30S	30	25	315	58	65	120	29.5	70	20	130	200	M42xP2.0
SBVD3705	D-38S	38	32	315	76	86	150	40.5	80	22	147	250	M52xP2.0

Female DIN/ISO 228/BSP

Part No.		Max Orifice D	*PB	A	H	H1	h	I	I1	L	L1	Thread T
SBVD3701	F-2G	4	500	26	33	83	13.5	40	10.0	69	115	1/8" PF
	F-4G	6	500	26	33	83	13.5	40	14.0	69	115	1/4" PF
SBVD3702	F-6G	10	500	35	37	88	17.5	45	14.0	74	115	3/8" PF
SBVD3703	F-8G	15(12)	400	42	47	106	19.0	51	16.5	83	160	1/2" PF
	F-10G	15	400	42	47	106	19.0	51	16.0	83	160	5/8" PF
SBVD3704	F-12G	20	315	55	60	125	24.5	60	18.0	95	200	3/4" PF
	F-16G	25	315	66	68.5	133	29.5	70	20.0	113	200	1" PF
SBVD3705	F-20G	32	315	81	86	162.5	40.5	80	22.0	120	250	1 1/4" PF
	F-24G	38	315	100	103	180	50.0	85	24.0	130	250	1 1/2" PF

Female NPT (ANSI/ASME B1.20.1)

Part No.		Max Orifice D	*PB	A	H	H1	h	I	I1	L	L1	Thread T
SBVD3701	F-2N	4	500	26	33	83	13.5	40	13.0	69	115	1/8" NPT
	F-4N	6	500	26	33	83	13.5	40	17.0	69	115	1/4" NPT
SBVD3702	F-6N	10	500	32	40	88	17.5	45	17.4	80	115	3/8" NPT
SBVD3703	F-8N	15(12)	400	40	46	96	19.0	51	25.0	104	160	1/2" NPT
	F-10N	15	400	40	46	96	19.0	51	25.0	104	160	5/8" NPT
SBVD3704	F-12N	20	315	55	57	112	24.5	60	23.1	102	200	3/4" NPT
	F-16N	25	315	58	65	120	29.5	70	27.8	119	200	1" NPT
SBVD3705	F-20N	32	315	76	86	150	40.5	80	28.3	120	250	1 1/4" NPT
	F-24N	38	315	100	103	170	50.0	85	28.0	130	250	1 1/2" NPT

*PB: in bar with a safety factor of 1.5

- Dimensions and Drawings are for reference only and are subject to change without prior notice.
- Unless otherwise specified, all dimensions are in millimeters.
- Sizes, pressure classes, and end connections not listed are available upon request.
- Dimensions shown with SUPERLOK nuts finger-tight, where applicable.

Ordering information

Example : **SBVD3702 - D 12S - PC - V - S15C**

1
2
3
4
5
6

1. Valve Series

- ☐ SBVD3701
- ☐ SBVD3702
- ☐ SBVD3703
- ☐ SBVD3704
- ☐ SBVD3705

2. End Connection

- ☐ D = SUPERLOK DIN2353 Tube Fitting
- ☐ F = Female Thread

3. Connection Size

DIN2353 Light Series	Connection Size (mm)	6	8	10	12	15	18	22	28	35	42
	Designator	06L	08L	10L	12L	15L	18L	22L	28L	35L	42L
DIN2353 Heavy Series	Connection Size (mm)	6	8	10	12	14	16	20	25	30	38
	Designator	06S	08S	10S	12S	14S	16S	20S	25S	30S	38S
DIN2353 Heavy Series	Connection Size (inch)	1/8	1/4	3/8	1/2	3/4	1	1-1/4	1-1/2		
	Designator	2N	4N	6N	8N	12N	16N	20N	24N		
DIN2353 Heavy Series	Connection Size (inch)	1/8	1/4	3/8	1/2	3/4	1	1-1/4	1-1/2		
	Designator	2G	4G	6G	8G	12G	16G	20G	24G		

4. Seat Material Designator

- ☐ (Blank) = POM (Standard)
- ☐ PC = PCTFE
- ☐ PE = PEEK
- ☐ PT = PTFE

5. O-ring Material Designator

- ☐ (Blank) = NBR (Standard)
- ☐ E = EPDM
- ☐ V = Viton

5. Material

- ☐ (Blank) = 316 Stainless Steel
- ☐ S15C = Carbon Steel



BMT Co., Ltd.

| Head Quarter & 1st Factory

(50568) 경상남도 양산시 산막공단남11길 35 (북정동)

35, Sanmakgongdannam 11-gil, Yangsan-si, Gyeongsangnam-do, 50568, South Korea

TEL: +82 55 783 1000 FAX: +82 55 783 1111

E-mail: superlok@superlok.com

| 2nd Factory

(50568) 경상남도 양산시 산막공단남8길 29 (호계동)

29, Sanmakgongdannam 8-gil, Yangsan-si, Gyeongsangnam-do, 50568, South Korea

Fittings & Valves

INDUSTRIAL

Instrumentation Tube Fittings

i-Fitting®

Ball/Plug Valves

Double Block & Bleed Valves

Manifold/Gauge Valves

Globe/Needle Valves

Cryogenic Valves

Check/Relief/Excess Flow Valves

High Pressure Valves

ULTRA HIGH PURITY

Weld & Metal Face Seal Fittings

Bend Fittings

Diaphragm Valves

Bellows Valves

Check Valves

Clean Ball Valves

Regulators

Electric & Energy

PRODUCT & SOLUTION

Compact Switchboard

Motor Control Center (MCC)

Smart Distribution Board

Energy Management System (EMS)

COMPONENTS (BMT PATENTED)

MCBS (Molded Case Busbar System)

MCPD (Molded Case Power Distributor)

Smart-eye (AC/DC Meter)