

Toggle Valves



Toggle Valves

STV Series

Features

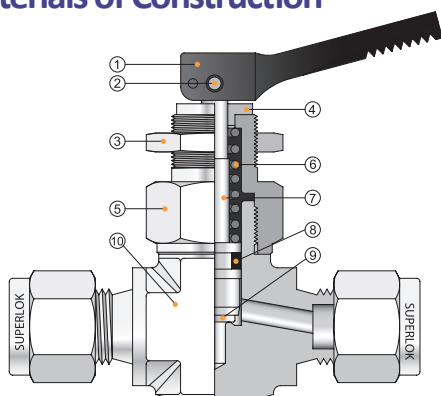
- Compact design.
- Quick acting.
- Orifice sizes from 0.080 to 0.250 in. (2.0 to 6.4 mm).
- Flow coefficients (Cv) from 0.11 to 0.70.
- Straight, angle flow patterns.
- SUPERLOK tube fitting, male and female NPT, and Combination of end connections.
- Each and every valve is tested at the factory.



Technical Data

Series	Orifice in.(mm)	Pressure - Temperature Rating	
		Temperature °F(°C)	Working Pressure psig (bar)
STV1	0.080(2.0)	-20 to 200°F (-28 to 93°C)	300psig(20.6bar)
STV2	0.125(3.2)		200psig(13.7bar)
STV3	0.250(6.4)		

Materials of Construction



No.	Component	Material
1	Handle	Nylon
2	Roll Pin	Stainless Steel 304
3	Lock Nut	A276-316
4	Handle Washer	Nylon
5	Packing Nut	A276-316
6	Spring	Stainless Steel
*7	Stem	A276-316
*8	O-Ring	Viton
*9	Stem Tip	PTFE
*10	Body	A182-F316

* Wetted components

Ordering Information

Example :	STV2	-	M	4N	-	N	-	B
	1		2	3		4		5

1. Valve Type

Straight Type

- ☐ STV1 = Orifice 2mm
- ☐ STV2 = Orifice 3.2mm
- ☐ STV3 = Orifice 6.4mm

Angle Type

- ☐ STV1A = Orifice 2mm
- ☐ STV2A = Orifice 3.2mm
- ☐ STV3A = Orifice 6.4mm

2. Port Type

- ☐ S = SUPERLOK Tube Fitting
- ☐ M = Male Pipe Thread
- ☐ F = Female Pipe Thread

4. O-Ring Material

- ☐ (Blank) = Viton
- ☐ N = NBR
- ☐ K = Kalez

3. Port Size

Pipe Thread Designator

Size (inch)	1/8	1/4
ISO Tapered	2R	4R
NPT	2N	4N

Tube O.D Designator

Tube O.D (inch)	1/8	1/4	3/8	1/2
Designator	2	4	6	8
Tube O.D (mm)	3	6	10	12
Designator	3M	6M	10M	12M

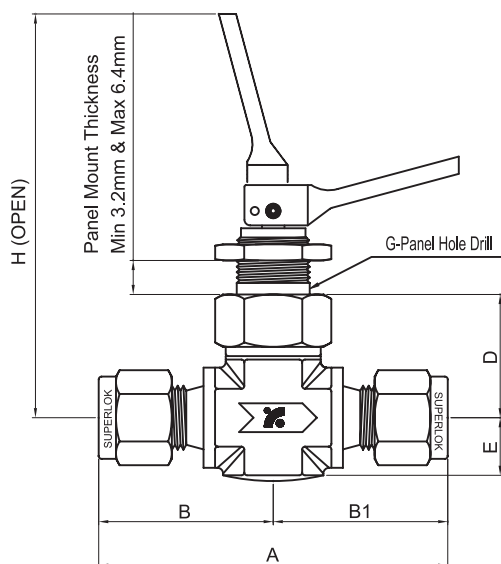
5. Body Material

- ☐ (Blank) : 316 Stainless Steel
- ☐ B : Brass

※ For special sizes and configurations, please consult BMT (SUPERLOK) sales representative.

- Components can limit the pressure and temperature ranges of the valve. Please consult BMT (SUPERLOK) sales representative for your specific application.

STRAIGHT TYPE



ANGLE TYPE

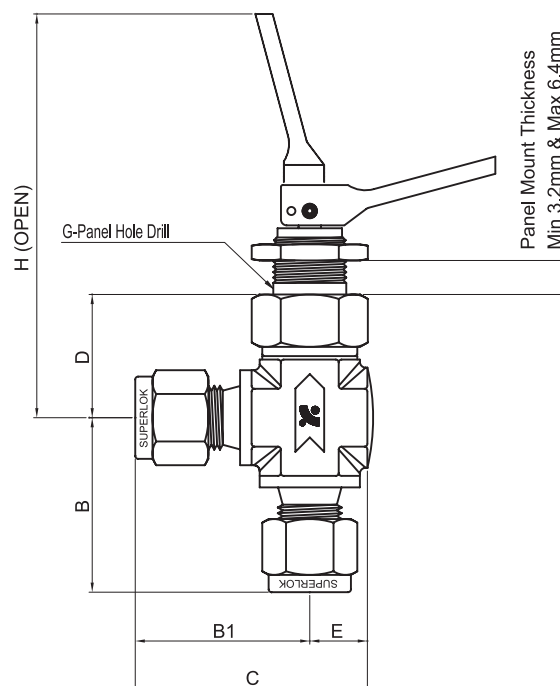


Table of Dimensions

Part No.		Orifice	Cv	End Connections		Dimensions							
				Inlet	Outlet	A	B	B1	C	D	E	G	H
STV1	M2N	2.0	0.11	1/8" Male NPT		38.1	19.0	19.0	27.0	23.4	7.9	13.5	72.9
	M2N-S2			1/8" Male NPT	1/8" Superlok	43.9	19.0	24.9	32.8				
	S2			1/8" Superlok		49.8	24.9	24.9	32.8				
	S3M			3mm Superlok		49.8	24.9	24.9	32.8				
STV2	F2N	3.2	0.2	1/8" Female NPT		41.4	20.6	20.6	30.2	21.8	9.5	13.5	71.4
	M2N			1/8" Male NPT		43.7	21.8	21.8	31.2				
	M4N			1/4" Male NPT		49.8	24.9	24.9	34.5				
	M4N-S4			1/4" Male NPT	1/4" Superlok	53.6	24.9	28.7	38.1				
	M2N-F2N			1/8" Male NPT	1/8" Female NPT	41.4	20.6	20.6	30.2				
	S4			1/4" Superlok		57.4	28.7	28.7	38.1				
	S6M			6mm Superlok		57.4	28.7	28.7	38.1				
	S8M			8mm Superlok		56.4	28.2	28.2	37.6				
STV3	F4N	6.4	0.7	1/4" Female NPT		53.8	26.9	26.9	39.6	26.9	12.7	16.8	90.4
	M6N			3/8" Male NPT		57.2	28.4	28.4	41.1				
	S6			3/8" Superlok		65.5	32.8	32.8	45.5				
	S8			1/2" Superlok		71.7	35.6	35.6	48.9				
	S10M			10mm Superlok		69.1	34.5	34.5	47.2				
	S12M			12mm Superlok		74.2	37.1	37.1	49.8				

- Dimensions and Drawings are for reference only and are subject to change without prior notice.
- Unless otherwise specified, all dimensions are in millimeters.
- Sizes, pressure classes, and end connections not listed are available upon request.
- Dimensions shown with SUPERLOK nuts finger-tight, where applicable.



BMT Co., Ltd.

| Head Quarter & 1st Factory

(50568) 경상남도 양산시 산막공단남11길 35 (북정동)

35, Sanmakgongdannam 11-gil, Yangsan-si, Gyeongsangnam-do, 50568, South Korea

TEL: +82 55 783 1000 FAX: +82 55 783 1111

E-mail: superlok@superlok.com

| 2nd Factory

(50568) 경상남도 양산시 산막공단남8길 29 (호계동)

29, Sanmakgongdannam 8-gil, Yangsan-si, Gyeongsangnam-do, 50568, South Korea

Fittings & Valves

INDUSTRIAL

Instrumentation Tube Fittings

i-Fitting®

Ball/Plug Valves

Double Block & Bleed Valves

Manifold/Gauge Valves

Globe/Needle Valves

Cryogenic Valves

Check/Relief/Excess Flow Valves

High Pressure Valves

ULTRA HIGH PURITY

Weld & Metal Face Seal Fittings

Bend Fittings

Diaphragm Valves

Bellows Valves

Check Valves

Clean Ball Valves

Regulators

Electric & Energy

PRODUCT & SOLUTION

Compact Switchboard

Motor Control Center (MCC)

Smart Distribution Board

Energy Management System (EMS)

COMPONENTS (BMT PATENTED)

MCBS (Molded Case Busbar System)

MCPD (Molded Case Power Distributor)

Smart-eye (AC/DC Meter)