

Check Valve Series

- SHCV Series
- SOCV Series
- SOACV Series
- SACV Series



Adjustable Check Valves

SACV SERIES

Features

- Working pressures up to 3000 psig (206 bar)
- Temperature range from -10°F to 375°F (-23°C to 191°C) with Viton Seal
- Cracking pressures adjustable from 3 to 600psi (0.2 to 14.3bar)
- Variety of end connections
- 316 stainless steel body as standard
- Each and every valve is tested for cracking pressure and reseal performance at the factory.



Technical Data

Cracking Pressure Ranges	<ul style="list-style-type: none">• 3 to 50psi (0.2 to 3.4bar)• 50 to 150psi (3.4 to 10.3bar)• 150 to 350psi (10.3 to 24.1bar)• 350 to 600psi (24.1 to 41.3bar)
Working and Back Pressure at 70°F (20°C)	3000psig (206bar)
Temperature Rating	<ul style="list-style-type: none">• VITON O-Ring : -10°F to 375°F (-23°C to 190°C)• NBR O-Ring :-10°F to 250°F (-23°C to 121°C)
Flow Coefficient (Cv)	0.37

Cracking and Reseal Pressure at 70°F (20°C)

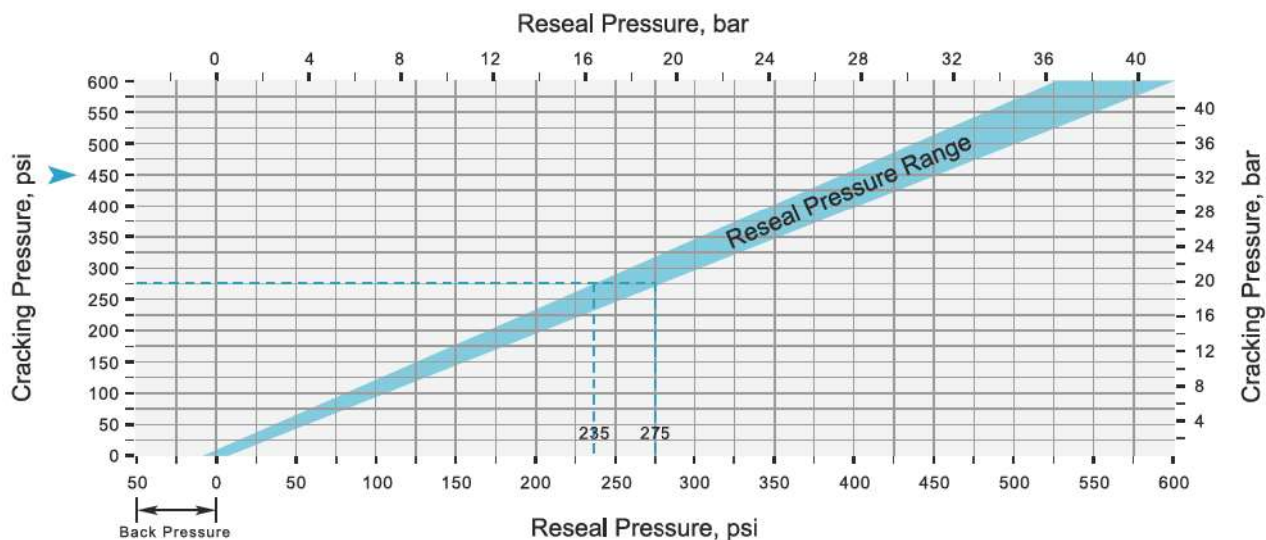
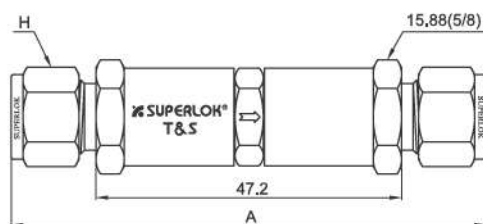


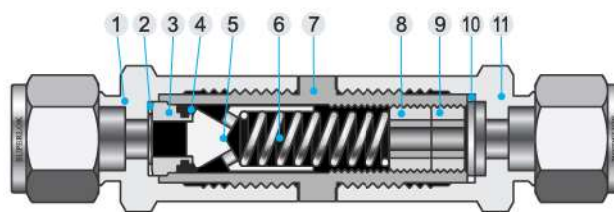
Table of Dimensions



Part No.		End Connections		A (mm)	H mm(in.)
		Inlet	Outlet		
SACV	S4	1/4" SUPERLOK		82.0	14.3 (9/16)
	S6M	6mm SUPERLOK			14
	S8M	8mm SUPERLOK		84.3	16
	M4N-S4	1/4 Male NPT	1/4" SUPERLOK	79.2	14.3 (9/16)

- Dimensions and Drawings are for reference only and are subject to change without prior notice.
- Unless otherwise specified, all dimensions are in millimeters.
- Sizes, pressure classes, and end connections not listed are available upon request.
- Dimensions shown with SUPERLOK nuts finger-tight, where applicable.

Materials of Construction



No.	Component	Valve Body Materials	
		Stainless steel	Brass
*1	Inlet body	316SS / A276	Brass
*2	Inlet gasket	PTFE - coated 316SS	
*3	Insert	316SS / A276	Brass
*4	O-Ring	VITON	NBR
*5	Poppet	316SS / A276	Brass
*6	Spring	SS304	
*7	Center body	316SS / A276	Brass
*8	Adjust screw	316SS / A276	316SS / A276
*9	Locking screw	316SS / A276	316SS / A276
*10	Outlet gasket	PTFE - coated 316SS	
*11	Outlet Body	316SS / A276	Brass

* Wetted components

Ordering information

Example :

SACV - S 6M - A - N - B

1
2
3
4
5

1. End Connection

- ☐ S = SUPERLOK Tube Fitting
- ☐ M = Male Thread

2. Connection Size

Size	1/4in.	3/8in.	6mm	8mm
Fractional Tube	4	6	6M	8M
Screwed NPT	4N	-	-	-
Screwed BSPT	4R	-	-	-

3. Cracking Pressure

- ☐ A = 3~50psi
- ☐ B = 50~150psi
- ☐ C = 150~300psi
- ☐ D = 350~600psi

4. Seal Material

- ☐ (Blank) = Viton
- ☐ N = NBR

5. Body Material

- ☐ (Blank) = 316 Stainless Steel
- ☐ B = Brass

※ For special sizes and configurations, please consult BMT (SUPERLOK) sales representative.



BMT Co., Ltd.

| Head Quarter & 1st Factory

(50568) 경상남도 양산시 산막공단남11길 35 (북정동)

35, Sanmakgongdannam 11-gil, Yangsan-si, Gyeongsangnam-do, 50568, South Korea

TEL: +82 55 783 1000 FAX: +82 55 783 1111

E-mail: superlok@superlok.com

| 2nd Factory

(50568) 경상남도 양산시 산막공단남8길 29 (호계동)

29, Sanmakgongdannam 8-gil, Yangsan-si, Gyeongsangnam-do, 50568, South Korea

Fittings & Valves

INDUSTRIAL

Instrumentation Tube Fittings

i-Fitting®

Ball/Plug Valves

Double Block & Bleed Valves

Manifold/Gauge Valves

Globe/Needle Valves

Cryogenic Valves

Check/Relief/Excess Flow Valves

High Pressure Valves

ULTRA HIGH PURITY

Weld & Metal Face Seal Fittings

Bend Fittings

Diaphragm Valves

Bellows Valves

Check Valves

Clean Ball Valves

Regulators

Electric & Energy

PRODUCT & SOLUTION

Compact Switchboard

Motor Control Center (MCC)

Smart Distribution Board

Energy Management System (EMS)

COMPONENTS (BMT PATENTED)

MCBS (Molded Case Busbar System)

MCPD (Molded Case Power Distributor)

Smart-eye (AC/DC Meter)