

Key Operation Ball Valves



Key Operation Ball Valves

Key Operation Ball Valve (a ball valve that can be opened or closed with Master Key) was first developed by BMT in 2007. Key Operation Ball Valve is secured against undesired manipulation that can lead to massive system failures, leakage of hazardous gases or fluids, ultimately, catastrophic damages and losses.



Features

- The valve can only be operated inserting Master Key into the handle.
- Applicable to various types of valves such as ball, needle, diaphragm, and bellows valves.
- Accidents caused by inadvertent or unauthorized operation can be prevented.
- Ideal to use in areas populated or opened to unauthorized individuals, preventing accidents resulted from undesired manipulation.

Options

- **Standard type:** The locking function works at both open and closed positions as the Master Key is taken out from the handle.
- **Open-Free type:** At fully-opened position, it is impossible to close the valve without the insertion of the key. Suitable for systems where the stop of flow from inadvertent or unauthorized manipulation may lead to catastrophic results.
- **Close-Free Type:** At fully-closed position, it is impossible to open the valve without the insertion of the key. Suitable for systems where the start of fluid flow from inadvertent or unauthorized may lead to catastrophic results.

Low Pressure Key Operation Ball Valves

SBVL210 Series

Features

- Locking handle in On and Off positions
- Compact design
- Low operating torques
- Variety of End connections



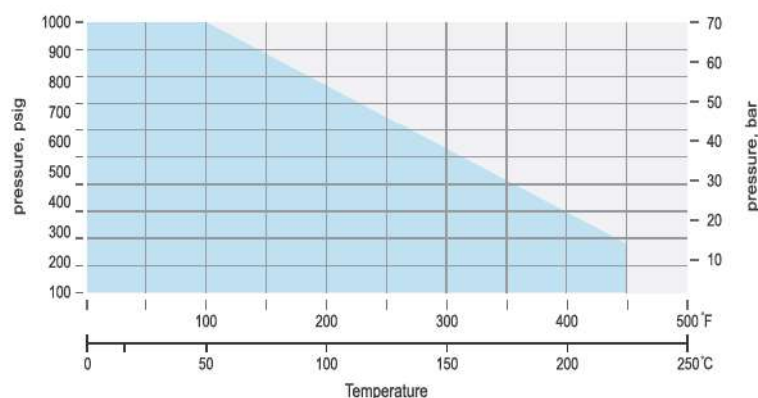
Specifications

- Pressure rating: 1000psig (69bar) @100 °F (38 °C)
- Temperature rating: -20 °C~ 232 °C
- Body material: 316 stainless steel
- Port Connections: 1/4 to 1 in. and 6 to 25mm
- Orifice: 5.0 to 16.0mm

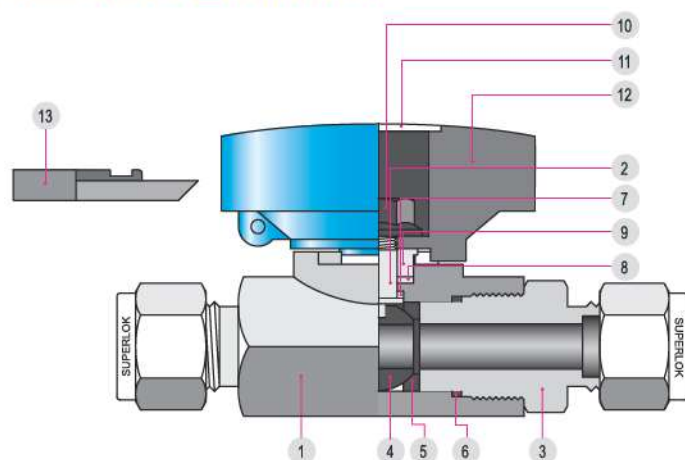
Testing

- Each and every valve is tested with nitrogen at 1000psig (69bar).
- The valves have max allowable leak rate of 0.1 cm³/min
- Shell testing can be performed upon request.

Pressure-Temperature Rating



Materials of Construction



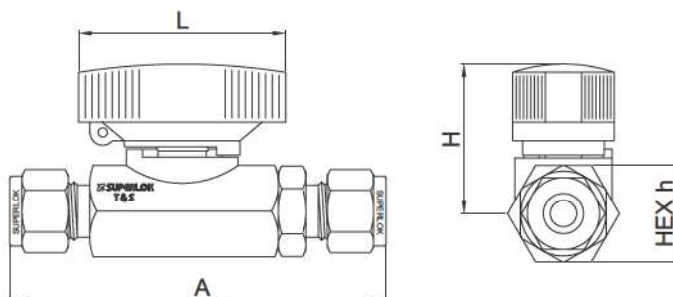
No.	Component	Material Grade ASTM Specification
*1	Body	A185-F316 / A276-316 / A351-CF8M
*2	Stem	A276-316
*3	End Connector	A276-316
*4	Ball	A276-316
*5	Ball Seal	PTFE
*6	Connector Seal	PTFE
*7	Lower Stem Seal	PTFE
*8	Upper Stem Seal	PTFE
*9	Stem Washer	A276-304
10	Nut	Stainless Steel
11	Handle Cap	Aluminum
12	Handle	Aluminum
13	Master Key	Zinc

* Wetted components

- Components can limit the pressure and temperature ranges of the valve. Please consult BMT (SUPERLOK) sales representative for your specific application.

Table of Dimensions

SBVL210 Series



Part No.		Orifice	Cv	End Connection	Dimensions			
					h	A	H	L
SBVL 210	S6M	5.0	1.25	6mm SUPERLOK	18.0	79.8	32.3	42.0
	S4			1/4" SUPERLOK				
	S10M	7.0	2.5	10mm SUPERLOK	22.2	91.5	35.6	50.0
	S6			3/8" SUPERLOK				
	S12M	9.0	9.5	12mm SUPERLOK	27.0	101.4	37.6	50.0
	S8			1/2" SUPERLOK				
	S16M	12.5	12.7	16mm SUPERLOK	31.8	107.0	40.4	60.0
	S12			3/4" SUPERLOK				
	S25M	16.0	17.5	25mm SUPERLOK	38.1	131.0	43.5	60.0
	S16			1" SUPERLOK				

- Dimensions and Drawings are for reference only and are subject to change without prior notice.
- Unless otherwise specified, all dimensions are in millimeters.
- Sizes, pressure classes, and end connections not listed are available upon request.
- Dimensions shown with SUPERLOK nuts finger-tight, where applicable.

Ordering Information

Example :	SBVL 210 - S8 - RD - OT			
	1	2 3	4	5

1. Valve Series

- ☐ SBVL210

2. End Connection

- ☐ S = SUPERLOK Tube Fitting
- ☐ F = Female Thread
- ☐ M = Male Thread

3. End Connection Size

Tube O.D

Tube O.D (inch)	1/4	3/8	1/2	3/4	1
Designator	4	6	8	12	16
Tube O.D (inch)	6	10	12	16	25
Designator	6M	10M	12M	16M	25M

Pipe Thread

Size (inch)	1/4	3/8	1/2	3/4	1
Screw BSPT	4R	6R	8R	12R	16R
Screw NPT	4N	6N	8N	12N	16N

4. Handle Color

- ☐ (Blank) = Blue (Standard)
- ☐ RD = Red
- ☐ BK = Black

5. Valve Type*

- ☐ (Blank) = Standard Type
- ☐ OT = Open Free Type
- ☐ CT = Close Free Type

* Please refer to page 2 for the valve types.

※ For special sizes and configurations, please consult BMT (SUPERLOK) sales representative.



BMT Co., Ltd.

| Head Quarter & 1st Factory

(50568) 경상남도 양산시 산막공단남11길 35 (북정동)

35, Sanmakgongdannam 11-gil, Yangsan-si, Gyeongsangnam-do, 50568, South Korea

TEL: +82 55 783 1000 FAX: +82 55 783 1111

E-mail: superlok@superlok.com

| 2nd Factory

(50568) 경상남도 양산시 산막공단남8길 29 (호계동)

29, Sanmakgongdannam 8-gil, Yangsan-si, Gyeongsangnam-do, 50568, South Korea

Fittings & Valves

INDUSTRIAL

Instrumentation Tube Fittings

i-Fitting®

Ball/Plug Valves

Double Block & Bleed Valves

Manifold/Gauge Valves

Globe/Needle Valves

Cryogenic Valves

Check/Relief/Excess Flow Valves

High Pressure Valves

ULTRA HIGH PURITY

Weld & Metal Face Seal Fittings

Bend Fittings

Diaphragm Valves

Bellows Valves

Check Valves

Clean Ball Valves

Regulators

Electric & Energy

PRODUCT & SOLUTION

Compact Switchboard

Motor Control Center (MCC)

Smart Distribution Board

Energy Management System (EMS)

COMPONENTS (BMT PATENTED)

MCBS (Molded Case Busbar System)

MCPD (Molded Case Power Distributor)

Smart-eye (AC/DC Meter)