

Check Valve Series

- SHCV Series
- SOCV Series
- SOACV Series
- SACV Series



One-Piece Adjustable Check Valves

SOACV SERIES

Features

- One-Piece body
- Working pressure up to 3000psig (206 bar)
- Cracking pressure adjustable from 3 to 600psig (0.2 to 41.3bar)
- NPT and ISO pipe end connections in 1/4 and 1/2 in. sizes
- 316 stainless steel body as standard
- Each and every valve is tested for cracking pressure and reseal performance at the factory.



Technical Data

Description	SOACV1, SOACV2	SOACV3
Cracking Pressure Ranges	<ul style="list-style-type: none">• 3 to 50psi (0.2 to 3.4bar)• 50 to 150psi (3.4 to 10.3bar)• 150 to 350psi (10.3 to 24.1bar)• 350 to 600psi (24.1 to 41.3bar)	
Working and Back Pressure at 70°F (20°C)	3000psig (206bar)	
Temperature Rating	<ul style="list-style-type: none">• VITON O-Ring : -10°F to 375°F (-23°C to 190°C)• NBR O-Ring : -10°F to 250°F (-23°C to 121°C)	
Flow Coefficient (Cv)	0.35	1.20

Cracking and Reseal Pressure at 70°F (20°C)

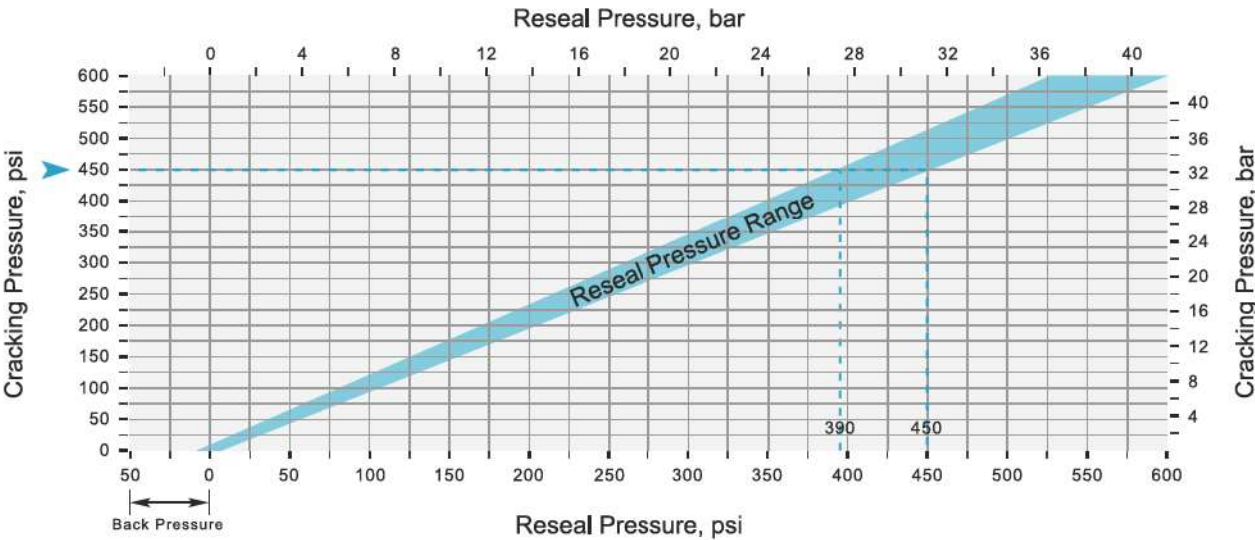
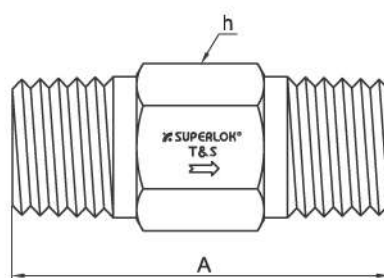


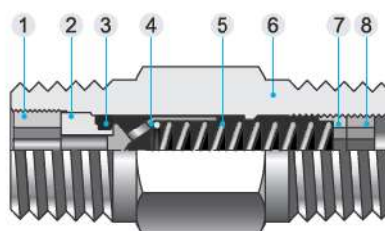
Table of Dimensions



Part No.		End Connection	A	h Hex mm (in.)
SOACV1	M4N	1/4 Male NPT	41.1	14.3 (9/16)
	M4R	1/4 Male ISO	41.1	14.3 (9/16)
SOACV2	F4N	1/4 Female NPT	75.7	19.1 (3/4)
SOACV3	M8N	1/2 Male NPT	65.0	22.2 (7/8)
	M8R	1/2 Male ISO	65.0	22.2 (7/8)

- Dimensions and Drawings are for reference only and are subject to change without prior notice.
- Unless otherwise specified, all dimensions are in millimeters.
- Sizes, pressure classes, and end connections not listed are available upon request.
- Dimensions shown with SUPERLOK nuts finger-tight, where applicable.

Materials of Construction



No.	Component	Valve Body Materials	
		Stainless Steel	Brass
*1	Insert Lock Screw	316SS / A276	Brass
*2	Insert	316SS / A276	Brass
*3	O-Ring	VITON	NBR
*4	Poppet	316SS / A276	Brass
*5	Spring	SS304	
*6	Body	316SS / A276	Brass
*7	Adjusting screw	316SS / A276	Brass
*8	Locking screw	316SS / A276	Brass

* Wetted components

Ordering information

Example :

SOACV1 - M 4 N - A - N - B

1

2

3

4

5

6

1. Valve Series

☐ SOACV1 ☐ SOACV2 ☐ SOACV3

2. End Connection

☐ M = Male Thread
☐ F = Female Thread

3. Connection Size

Thread (inch)	1/4	3/8	1/2
Screwed NPT	4N	6N	8N
Screwed BSPT	4R	6R	18R

4. Cracking Pressure

☐ A = 3~50psi ☐ C = 150~300psi
☐ B = 50~150psi ☐ D = 350~600psi

5. Seal Material

☐ (Blank) = Viton (Standard)
☐ N = NBR

6. Body Material

☐ (Blank) = 316 Stainless Steel
☐ B = Brass

※ For special sizes and configurations, please consult BMT (SUPERLOK) sales representative.



BMT Co., Ltd.

| Head Quarter & 1st Factory

(50568) 경상남도 양산시 산막공단남11길 35 (북정동)

35, Sanmakgongdannam 11-gil, Yangsan-si, Gyeongsangnam-do, 50568, South Korea

TEL: +82 55 783 1000 FAX: +82 55 783 1111

E-mail: superlok@superlok.com

| 2nd Factory

(50568) 경상남도 양산시 산막공단남8길 29 (호계동)

29, Sanmakgongdannam 8-gil, Yangsan-si, Gyeongsangnam-do, 50568, South Korea

Fittings & Valves

INDUSTRIAL

Instrumentation Tube Fittings

i-Fitting®

Ball/Plug Valves

Double Block & Bleed Valves

Manifold/Gauge Valves

Globe/Needle Valves

Cryogenic Valves

Check/Relief/Excess Flow Valves

High Pressure Valves

ULTRA HIGH PURITY

Weld & Metal Face Seal Fittings

Bend Fittings

Diaphragm Valves

Bellows Valves

Check Valves

Clean Ball Valves

Regulators

Electric & Energy

PRODUCT & SOLUTION

Compact Switchboard

Motor Control Center (MCC)

Smart Distribution Board

Energy Management System (EMS)

COMPONENTS (BMT PATENTED)

MCBS (Molded Case Busbar System)

MCPD (Molded Case Power Distributor)

Smart-eye (AC/DC Meter)