

Check Valve Series

- SHCV Series
- SOCV Series
- SOACV Series
- SACV Series



One-Piece Check Valves

SOCV SERIES

Features

- One-piece Body
- Working pressure up to 3000 psig (206bar)
- Temperature rating up to 375°F(190°C) with viton seal standard.
- Cracking pressure fixed from 1/3 to 25psig (0.02 to 1.7 bar)
- NPT and ISO pipe end connections
- 316 stainless steel body as standard
- Each and every valve is tested for cracking pressure and reseal performance at the factory.



Technical Data

Nominal Cracking Pressure	1/3, 1, 10 and 25psig (0.02, 0.06, 0.68,1.7bar)
Maximum Working Pressure at 70°F (20°C)	3000psig (206bar)
Maximum Back Pressure at 70°F (20°C)	3000psig (206bar)
Flow Coefficient (Cv)	<ul style="list-style-type: none">• SOCV1 / SOCV2 : 0.35• SOCV3 / SOCV4 : 1.20
Temperature Rating	<ul style="list-style-type: none">• VITON O-ring : -10°F to 375°F (-23°C to 190°C)• NBR O-ring : -10°F to 250°F (-23°C to 121°C)

Cracking Pressure and Reseal Pressure

SOCV Series Valves with nominal cracking pressure of 20 psig (1.3 bar) or lower may require back pressure to reseal bubble-tight.

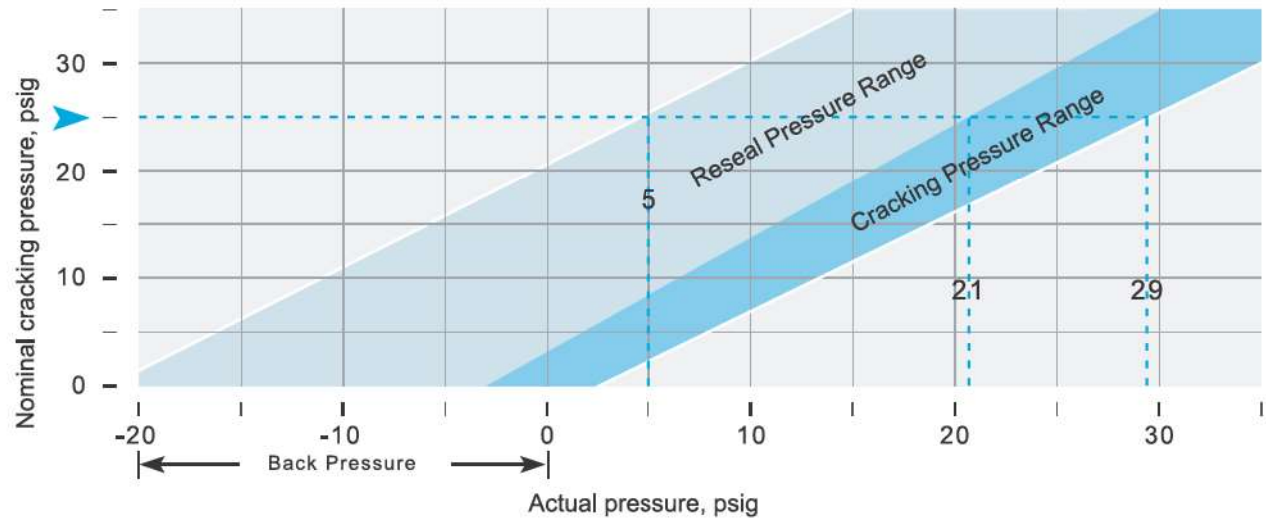
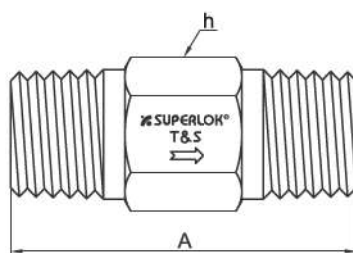


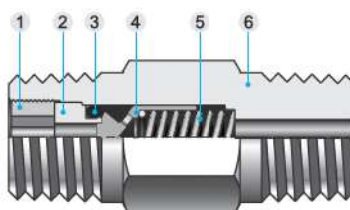
Table of Dimensions



Part No.		End Connection		A	h Hex mm (in.)
		Inlet	Outlet		
SOCV1	M4N	1/4 Male NPT	1/4 Male NPT	41.2	14.3 (9/16)
	M4R	1/4 Male ISO	1/4 Male ISO		
SOCV2	F4N	1/4 Female NPT	1/4 Female NPT	61.2	19.1 (3/4)
	F4R	1/4 Female ISO	1/4 Female ISO	64.5	
	M4N-F4N	1/4 Male NPT	1/4 Female NPT	44.5	
	F4N-M4N	1/4 Female NPT	1/4 Male NPT	58.2	
SOCV3	M8N	1/2 Male NPT	1/2 Male NPT	57.9	22.2 (7/8)
SOCV4	F8N	1/2 Female NPT	1/2 Female NPT	94.2	26.9 (1-1/16)
	M8N-F8N	1/2 Male NPT	1/2 Female NPT	71.9	

- Dimensions and Drawings are for reference only and are subject to change without prior notice.
- Unless otherwise specified, all dimensions are in millimeters.
- Sizes, pressure classes, and end connections not listed are available upon request.
- Dimensions shown with SUPERLOK nuts finger-tight, where applicable.

Materials of Construction



No.	Component	Valve Body Materials	
		Stainless Steel	Brass
*1	Insert Lock Screw	316SS / A276	Brass
*2	Insert	316SS / A276	Brass
*3	O-Ring	VITON	NBR
*4	Poppet	316SS / A276	Brass
*5	Spring	SS304	
*6	Body	316SS / A276	Brass

* Wetted components

Ordering information

Example :

SOCV2 - F 4N - 1P - N - B

1
2
3
4
5
6

1. Valve Series

- ☐ SOCV1 ☐ SOCV3
☐ SOCV2 ☐ SOCV4

2. End Connection

- ☐ M = Male Thread
☐ F = Female Thread

3. Connection Size

Thread (inch)	1/4	1/2	3/4
Screwed NPT	4N	8N	12N
Screwed BSPT	4R	8R	12R

4. Cracking Pressure

- ☐ 0.3P = 1/3 psi ☐ 10P = 10 psi
☐ 1P = 1 psi ☐ 25P = 25 psi

5. Seal Material

- ☐ (Blank) = Viton (Standard)
☐ N = NBR

6. Body Material

- ☐ (Blank) = 316 Stainless Steel
☐ B = Brass

※ For special sizes and configurations, please consult BMT (SUPERLOK) sales representative.



BMT Co., Ltd.

| Head Quarter & 1st Factory

(50568) 경상남도 양산시 산막공단남11길 35 (북정동)

35, Sanmakgongdannam 11-gil, Yangsan-si, Gyeongsangnam-do, 50568, South Korea

TEL: +82 55 783 1000 FAX: +82 55 783 1111

E-mail: superlok@superlok.com

| 2nd Factory

(50568) 경상남도 양산시 산막공단남8길 29 (호계동)

29, Sanmakgongdannam 8-gil, Yangsan-si, Gyeongsangnam-do, 50568, South Korea

Fittings & Valves

INDUSTRIAL

Instrumentation Tube Fittings

i-Fitting®

Ball/Plug Valves

Double Block & Bleed Valves

Manifold/Gauge Valves

Globe/Needle Valves

Cryogenic Valves

Check/Relief/Excess Flow Valves

High Pressure Valves

ULTRA HIGH PURITY

Weld & Metal Face Seal Fittings

Bend Fittings

Diaphragm Valves

Bellows Valves

Check Valves

Clean Ball Valves

Regulators

Electric & Energy

PRODUCT & SOLUTION

Compact Switchboard

Motor Control Center (MCC)

Smart Distribution Board

Energy Management System (EMS)

COMPONENTS (BMT PATENTED)

MCBS (Molded Case Busbar System)

MCPD (Molded Case Power Distributor)

Smart-eye (AC/DC Meter)